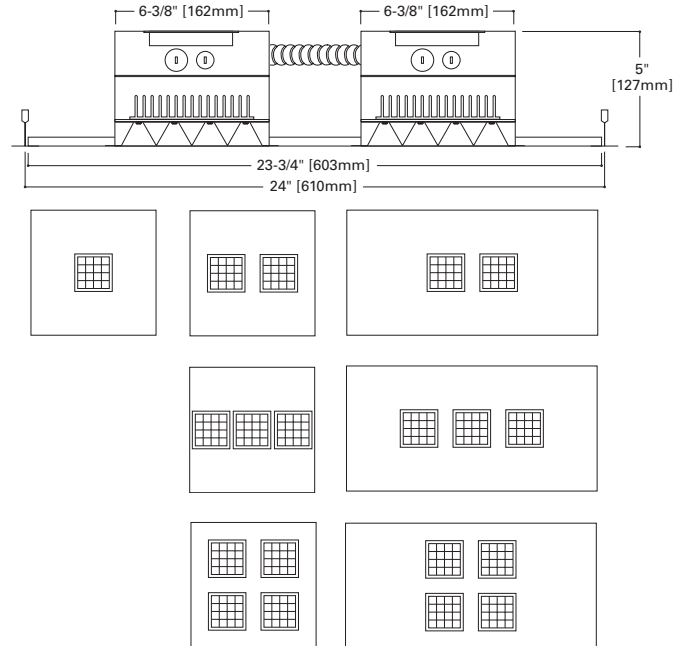


## Recessed Modular LED Lighting System

### FEATURES

- The Gallium MultiModule system provides a simple and cost-effective LED upgrade.
- LED technology provides significant energy and maintenance savings relative to conventional fluorescent and metal halide fixtures:
  - System efficacy up to 72 lumens per watt, which is approximately 60% higher than typical parabolic T-8 fluorescent luminaires.
  - 50,000 hour service life, equating to 25 years when operated during normal business hours.
- 1.5" (38mm) LED spacing and heavy duty heat sinks enable LEDs to operate at optimum temperatures to maximize efficacy and prolong life.
- Standard 16-cell reflectors are constructed of Alanod 685 G3 grade aluminum and provide a 45° shielding angle to eliminate glare. Lensed trims are also available.
- Dimming drivers available.
- UL listed for damp locations.
- Preassembled and prewired for easy installation.
- Rated for ambient temperatures of -40°C (-40°F) to 60°C (140°F).
- Fixture assembled in USA. 5-year limited warranty.



### APPLICATIONS

The MultiModule system is a direct replacement for fluorescent and metal halide fixtures. One 20W LED module can replace one 32W fluorescent lamp.

It is especially suitable for high ceiling applications, such as atriums, sports facilities, shopping malls and supermarkets. It is also ideal for all green buildings, especially offices, universities, government buildings, medical facilities, transportation hubs and data centers.



### ORDERING INFORMATION

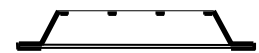
Prefix	Type	Color	Module	Driver	Current	LEDs	LED Type	Trim	Flange
<b>MM</b>	<b>_ x _ - _</b>	<b>W</b>	<b>GS6</b>	<b>MV</b>	<b>350</b>	<b>16</b>			<b>1</b>
<b>MM</b> = Multi-Module	<b>2x2-1</b> =2'x2', 1 module <b>2x2-2</b> =2'x2', 2 modules <b>2x2-3</b> =2'x2', 3 modules <b>2x2-4</b> =2'x2', 4 modules <b>2x4-2</b> =2'x4', 2 modules <b>2x4-3</b> =2'x4', 3 modules <b>2x4-4</b> =2'x4', 4 modules	<b>W</b> =White  <i>Consult factory for custom colors</i>	<b>GS6</b> = Gallium Square 6"	<b>MV</b> = Multi-Volt, 100-277V, 50-60Hz  <b>MVD</b> = Multi-Volt Dimming, 100-277V, 50-60Hz	<b>350</b> = 350mA	<b>16</b> =16 LEDs	<b>X-35-1440</b> =3500K, 1440 LED lumens <b>X-40-1440</b> =4000K, 1440 LED lumens <b>X-50-1760</b> =5000K, 1760 LED lumens <b>CXRE-27-1180</b> =Cree XRE, 2700K, 1180 LED lumens <b>CXRE-30-1290</b> =Cree XRE, 3000K, 1290 LED lumens <b>CXRE-35-1290</b> =Cree XRE, 3500K, 1290 LED lumens <b>CXRE-40-1400</b> =Cree XRE, 4000K, 1400 LED lumens <b>CXPG-50-2080</b> =Cree XPG, 5000K, 2080 LED lumens	<b>16SS</b> =16 cell semi-specular <b>16W</b> =16 cell white <b>PL</b> =Prismatic lens <b>DL</b> =Diffuse lens <b>16SSPL</b> =16 cell reflector with prismatic lens <b>16SSDL</b> =16 cell reflector with diffuse lens	<b>1</b> = Overlap flange

### Accessories

Replacement LED boards: GS6B-16-[LED Type]  
Emergency battery pack – consult factory



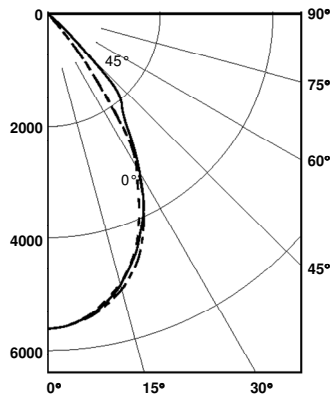
16SSPL, 16SSDL,  
16WPL and 16WDL



PL and DL

# Recessed Modular LED Lighting System

PHOTOMETRIC DATA – MM 2x2-4 W - GS6 MV350 - 16 - CXPG - 50 - 2080 - 16SS1



Spacing Criteria:  
0° - 0.9, 90° - 1.0

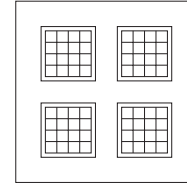
## CANDLEPOWER SUMMARY

Angle	0°	45°	90°
0°	5,620	5,620	5,620
10°	5,308	5,332	5,368
20°	4,524	4,560	4,680
30°	3,156	3,276	3,212
40°	668	2,036	644
50°	44	168	56
60°	8	12	8
70°	0	0	0
80°	0	0	0
90°	0	0	0

## ZONAL LUMEN SUMMARY

Zone	Lumens	%Fixture
0° - 30°	3,760	67.4
0° - 40°	5,176	92.8
0° - 60°	5,576	99.9
0° - 90°	5,580	100.0

2x2 - 4 Module



## Notes

- Source: Based on Independent Testing Laboratories Test Report 63910 for a single module. Candlepower and lumen data have been multiplied by four to represent four module configuration.
- Photometric test performed with Cree XPG LEDs (XPG WHT-L1-0000-00G51).
- Tested in accordance with LM-79.
- Photometric data are available in electronic IES format at [www.galliumlighting.com](http://www.galliumlighting.com).

## LED Options

LED Type	Nominal Color Temperature	Color Rendering Index	Luminaire Efficacy (Lumens Per Watt) <sup>1</sup>	Luminaire Lumens <sup>2</sup>				Photometric Data Multiplier <sup>3</sup>			
				Number of Modules				Number of Modules			
				1	2	3	4	1	2	3	4
X-35-1440	3500K	75	41	857	1,714	2,571	3,428	15%	31%	46%	61%
X-40-1440	4000K	75	41	857	1,714	2,571	3,428	15%	31%	46%	61%
X-50-1760	5000K	65	50	1,047	2,094	3,141	4,188	19%	38%	56%	75%
CXRE-27-1180	2700K	80	45	934	1,868	2,802	3,736	17%	33%	50%	67%
CXRE-30-1290	3000K	80	49	1,022	2,044	3,066	4,088	18%	37%	55%	73%
CXRE-35-1290	3500K	80	49	1,022	2,044	3,066	4,088	18%	37%	55%	73%
CXRE-40-1400	4000K	80	54	1,105	2,210	3,315	4,420	20%	40%	59%	79%
CXPG-50-2080	5000K	75	72	1,395	2,790	4,185	5,580	25%	50%	75%	100%

<sup>1</sup> Based on independent photometric test reports for 50-2080 (ITL 63910) and 50-1920 (ITL 62989). Other configurations are pro-rated based on LED manufacturer's rated lumen outputs.

<sup>2</sup> Total luminaire efficacy, i.e., lumens delivered from the luminaire

divided by luminaire input wattage. This includes the effects of driver losses, optical losses and thermal losses.

<sup>3</sup> Apply these multipliers the test report data provided above.

## ELECTRICAL DATA

LED Type	Input Voltage	LED Drive Current	Input Frequency	Input Current Per Module		Input Power Per Module*	Total Harmonic Distortion	Power Factor
				120V	277V			
X	100-277V	350mA	50-60Hz	0.17A	0.07A	21.0W	<20%	>0.90
CXRE	100-277V	350mA	50-60Hz	0.17A	0.07A	20.8W	<20%	>0.90
CXPG	100-277V	350mA	50-60Hz	0.16A	0.07A	19.5W	<20%	>0.90

\* Input power at full brightness.

## Compatible Dimming Controls

Compatible with most 120V electronic low voltage dimmers (i.e. trailing-edge control). The following dimmers are recommended:

*Lutron: Skylark SELV-300P & SELV-303P, Diva DVELV-300P & DVELV-303P, Maestro MAELV-600, Nova NELV-450, Nova T NTELV-300 & NELV-600, Interface ELVI-1000.*

*Leviton: Acenti ACE06-ILW, Illumatech IPE04, 6615, Surslide R02-06615-P0W, Vizia VZE06-1LZ*

Consult factory for availability of dimming drivers compatible with 0-10VDC dimming systems.